










2010 EM Student Survey






1. In what country are you currently an EM student?			
		Response Percent	Response Count
USA		90.2%	257
Other (please specify)		9.8%	28
		<i>answered question</i>	285
		<i>skipped question</i>	0





2. What is your gender?			
		Response Percent	Response Count
Male		67.6%	192
Female		32.4%	92
		<i>answered question</i>	284
		<i>skipped question</i>	1



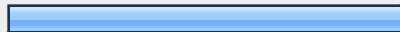

3. What is your Current Age?			
		Response Percent	Response Count
Under 17		0.0%	0
18-21		3.5%	10
22-30		27.7%	79
31-40		29.8%	85
41-50		24.6%	70
Over 50		14.4%	41
		<i>answered question</i>	285
		<i>skipped question</i>	0

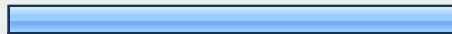


4. What is your marital status?			
		Response Percent	Response Count
Single		32.7%	93
Married		58.1%	165
Domestic Partnership or Civil Union		3.2%	9
Divorced		5.6%	16
Widowed		0.4%	1
		<i>answered question</i>	284
		<i>skipped question</i>	1

5. How many dependent children, if any, do you have?			
		Response Percent	Response Count
None		55.8%	159
1		15.4%	44
2		14.0%	40
3		9.5%	27
4		3.2%	9
More than 4		2.1%	6
		<i>answered question</i>	285
		<i>skipped question</i>	0

6. Which race or ethnicity best describes you?			
		Response Percent	Response Count
African American		5.0%	14
Asian		3.2%	9
Hispanic		5.0%	14
American Indian or Alaskan Native		0.7%	2
Hawaiian Native or Pacific Islander		0.0%	0
White/Caucasian		86.0%	239
		<i>answered question</i>	278
		<i>skipped question</i>	7

7. What citizenship status best describes you:			
		Response Percent	Response Count
U.S. Citizen		88.7%	252
Resident U.S. Alien		0.4%	1
Non-Resident U.S. Alien		0.4%	1
Citizen of another country (please specify below)		10.6%	30
		<i>answered question</i>	284
		<i>skipped question</i>	1

8. What is your current living situation?			
		Response Percent	Response Count
College Housing On-Campus		4.6%	13
College Housing Off-Campus		1.8%	5
Own Housing		60.4%	171
Rent Housing		33.2%	94
		<i>answered question</i>	283
		<i>skipped question</i>	2

9. What is your current employment status?			
		Response Percent	Response Count
Full Time		69.0%	196
Part Time		15.1%	43
Not Currently Employed		15.8%	45
		<i>answered question</i>	284
		<i>skipped question</i>	1

10. Select the answer that best identifies your income from the Fiscal year 2009.			
		Response Percent	Response Count
Less than 20,000		17.6%	49
20,001 - 35,000		10.8%	30
35,001 - 50,000		19.0%	53
50,001 - 75,000		24.7%	69
75,001 - 100,000		16.5%	46
Greater than 100,001		11.5%	32
		<i>answered question</i>	279
		<i>skipped question</i>	6

11. What University do you attend?		
		Response Count
		257
		<i>answered question</i>
		257
		<i>skipped question</i>
		28

12. What level is your current degree program?			
		Response Percent	Response Count
Certificate		3.1%	8
Associates		5.1%	13
Bachelors (BA)		15.6%	40
Bachelors (BS)		14.8%	38
Bachelors (Other)		1.2%	3
Masters (MA)		18.4%	47
Masters (MPA)		4.3%	11
Masters (MPH)		2.7%	7
Masters (MS)		19.5%	50
Masters (MBA)		2.3%	6
Masters (Other)		5.1%	13
Doctoral		7.8%	20
		<i>answered question</i>	256
		<i>skipped question</i>	29

13. Please choose the best description of your program			
		Response Percent	Response Count
Online - 100%		60.7%	156
On Campus - 100%		23.7%	61
Hybrid (Part Online & Part On Campus)		15.6%	40
		<i>answered question</i>	257
		<i>skipped question</i>	28

14. What is your current enrollment status?				
			Response Percent	Response Count
Full Time			44.9%	115
Part Time			45.7%	117
Graduated			9.4%	24
<i>answered question</i>				256
<i>skipped question</i>				29









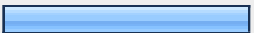


15. Academic standards of my EM program:							
	Poor	Fair	Good	Very Good	Excellent	N/A	Response Count
Please Choose One	1.9% (5)	1.9% (5)	14.0% (36)	29.6% (76)	48.2% (124)	4.3% (11)	257
Please add any explanation (optional)							39
<i>answered question</i>							257
<i>skipped question</i>							28

16. The EM program's incorporation of current developments in the field into learning environment:							
	Poor	Fair	Good	Very Good	Excellent	N/A	Response Count
Please Choose One	1.2% (3)	6.6% (17)	11.7% (30)	34.4% (88)	41.8% (107)	4.3% (11)	256
Please add explanation (optional)							21
<i>answered question</i>							256
<i>skipped question</i>							29

17. EM Program Space and Facilities							
	Poor	Fair	Good	Very Good	Excellent	N/A	Response Count
Please Choose One	3.5% (9)	3.9% (10)	10.2% (26)	14.6% (37)	19.3% (49)	48.4% (123)	254
Please add explanation (optional)							26
answered question							254
skipped question							31

18. EM Overall program quality							
	Poor	Fair	Good	Very Good	Excellent	N/A	Response Count
please Choose One	2.0% (5)	5.5% (14)	11.8% (30)	32.5% (83)	43.9% (112)	4.3% (11)	255
Please add explanation (optional)							25
answered question							255
skipped question							30

19. Integration of technology into EM program:							
	Poor	Fair	Good	Very Good	Excellent	N/A	Response Count
Please Choose One	4.8% (12)	14.0% (35)	16.8% (42)	25.2% (63)	30.0% (75)	9.2% (23)	250
Please add explanation (optional)							29
answered question							250
skipped question							35

20. What types of technologies does your EM program teach or utilize?			
		Response Percent	Response Count
GIS		36.8%	82
WebEOC		15.7%	35
Internet		77.6%	173
ALOHA		10.3%	23
HALO		5.8%	13
CAMEO		13.0%	29
ETeam		4.9%	11
HAZUS		18.4%	41
Emergency Alert / Notification Systems (i.e. text, email, EAS)		37.7%	84
GPS		22.4%	50
Other (please specify)		13.9%	31
	answered question		223
	skipped question		62

21. Ability for hands-on application of learned material: (Mock EOC, drill simulations etc.)							
	Poor	Fair	Good	Very Good	Excellent	N/A	Response Count
Please Choose One	18.7% (47)	12.7% (32)	14.3% (36)	13.1% (33)	7.6% (19)	33.5% (84)	251
	Please add explanation (optional)						49
	answered question						251
	skipped question						34

22. Academic background of EM faculty:							
	Poor	Fair	Good	Very Good	Excellent	N/A	Response Count
Please Choose One	1.2% (3)	4.3% (11)	9.8% (25)	30.2% (77)	49.8% (127)	4.7% (12)	255
Please add explanation (optional)							24
answered question							255
skipped question							30

23. The intellectual quality of EM faculty:							
	Poor	Fair	Good	Very Good	Excellent	N/A	Response Count
Please Choose One	0.4% (1)	3.1% (8)	7.5% (19)	31.9% (81)	52.4% (133)	4.7% (12)	254
Please add explanation (optional)							17
answered question							254
skipped question							31

24. The practical / real-world EM experience of the EM faculty:							
	Poor	Fair	Good	Very Good	Excellent	N/A	Response Count
Please Choose One	1.6% (4)	5.2% (13)	12.3% (31)	28.2% (71)	46.8% (118)	6.0% (15)	252
Please add explanation (optional)							17
answered question							252
skipped question							33

25. The intellectual quality of fellow EM students:							
	Poor	Fair	Good	Very Good	Excellent	N/A	Response Count
Please Choose One	1.6% (4)	8.7% (22)	24.6% (62)	40.5% (102)	19.8% (50)	4.8% (12)	252
Please add explanation (optional)							28
answered question							252
skipped question							33

26. The relationship between EM faculty and EM students:							
	Poor	Fair	Good	Very Good	Excellent	N/A	Response Count
Please Choose One	1.6% (4)	6.0% (15)	16.8% (42)	32.8% (82)	38.0% (95)	4.8% (12)	250
Please add explanation (optional)							16
answered question							250
skipped question							35

27. The relationship between fellow EM students:							
	Poor	Fair	Good	Very Good	Excellent	N/A	Response Count
Please Choose One	0.8% (2)	9.5% (24)	24.6% (62)	35.7% (90)	23.4% (59)	6.0% (15)	252
Please add explanation (optional)							23
answered question							252
skipped question							33

28. EM Program activities foster a sense of intellectual community							
	Strongly Disagree	Disagree	Neutral	Agree	Strongly Agree	N/A	Response Count
Please Choose One	2.4% (6)	4.7% (12)	17.3% (44)	41.3% (105)	29.1% (74)	5.1% (13)	254
Please add explanation (optional)							13
answered question							254
skipped question							31

29. EM Program content supports my research or professional goals							
	Strongly Disagree	Disagree	Neutral	Agree	Strongly Agree	N/A	Response Count
Please Choose One	1.2% (3)	2.4% (6)	11.2% (28)	41.8% (105)	38.6% (97)	4.8% (12)	251
Please add explanation (optional)							13
answered question							251
skipped question							34

30. EM Program structure encourages student collaboration or teamwork							
	Strongly Disagree	Disagree	Neutral	Agree	Strongly Agree	N/A	Response Count
Please Choose One	2.8% (7)	7.5% (19)	15.4% (39)	36.8% (93)	32.4% (82)	5.1% (13)	253
Please add explanation (optional)							16
answered question							253
skipped question							32








31. EM Program structure provides opportunities to engage in interdisciplinary work							
	Strongly Disagree	Disagree	Neutral	Agree	Strongly Agree	N/A	Response Count
Please Choose One	2.4% (6)	6.3% (16)	18.2% (46)	38.3% (97)	28.1% (71)	6.7% (17)	253
Please add explanation (optional)							13
answered question							253
skipped question							32




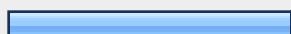


32. Amount of coursework seems appropriate for the degree							
	Strongly Disagree	Disagree	Neutral	Agree	Strongly Agree	N/A	Response Count
Please Choose One	0.8% (2)	3.2% (8)	10.7% (27)	52.8% (133)	29.4% (74)	3.2% (8)	252
Please add explanation (optional)							18
answered question							252
skipped question							33




33. Academic text is available for your courses							
	Strongly Disagree	Disagree	Neutral	Agree	Strongly Agree	N/A	Response Count
Please Choose One	0.4% (1)	5.2% (13)	3.2% (8)	47.2% (118)	40.0% (100)	4.0% (10)	250
Please add explanation (optional)							17
answered question							250
skipped question							35

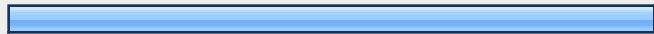


34. Is the information on degree requirements easily accessible and clear?						
	Never	Seldom	Sometimes	Usually	N/A	Response Count
Please Choose One	0.4% (1)	3.6% (9)	9.1% (23)	84.5% (213)	2.4% (6)	252
	<i>answered question</i>					252
	<i>skipped question</i>					33




35. Have you had input into the design of your individual program of study?						
	Never	Seldom	Sometimes	Usually	N/A	Response Count
Please Choose One	15.1% (38)	13.9% (35)	28.3% (71)	34.3% (86)	8.4% (21)	251
	<i>answered question</i>					251
	<i>skipped question</i>					34



36. Does your program require / utilize any of the following (choose all that apply):			
		Response Percent	Response Count
Capstone Experience / Project		67.5%	168
Thesis		43.0%	107
Oral Examinations		12.9%	32
Written Examinations (no notes)		49.4%	123
Online Examinations		58.6%	146
Open-note / Open-book In-Class Exams		30.5%	76
Take-home Exam		22.1%	55
	<i>answered question</i>		249
	<i>skipped question</i>		36

37. How did you pay for your education?			
		Response Percent	Response Count
Teaching Assistantships		3.5%	9
Research Assistantships		1.6%	4
Non-service Fellowship		0.0%	0
Grants/Scholarships (do not have to be paid back)		27.2%	69
Loans/Financial Aid (have to be repaid)		43.7%	111
Personal funding/Family		56.7%	144
Other (please specify)		19.7%	50
		<i>answered question</i>	254
		<i>skipped question</i>	31

38. If given the opportunity list up to three (3) things you would change about your academic program:			
		Response Percent	Response Count
1.		100.0%	178
2.		75.8%	135
3.		46.1%	82
		<i>answered question</i>	178
		<i>skipped question</i>	107






39. If given the opportunity list up to three (3) things you would keep about your academic program:				
			Response Percent	Response Count
1.		100.0%	150	
2.		72.7%	109	
3.		48.7%	73	
			<i>answered question</i>	150
			<i>skipped question</i>	135

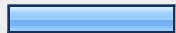





40. Would you recommend the program of to prospective students?				
			Response Percent	Response Count
Yes		82.9%	209	
No		4.0%	10	
Maybe		13.1%	33	
			<i>answered question</i>	252
			<i>skipped question</i>	33






41. Do you feel there is a gap between academia and real world practice?				
			Response Percent	Response Count
Yes		62.7%	156	
No		37.3%	93	
			Please add explanation (optional)	96
			<i>answered question</i>	249
			<i>skipped question</i>	36

42. If you had the opportunity to address higher education practitioners (i.e. faculty, staff, program designers, etc.) what would you tell them?		
		Response Count
		126
<i>answered question</i>		126
<i>skipped question</i>		159
















43. What things do you wish your Emergency Management program offered?		
		Response Count
		137
<i>answered question</i>		137
<i>skipped question</i>		148

44. Please describe your Emergency Management work experience:			
		Response Percent	Response Count
Current Full Time (Emergency Management Related)		38.1%	96
Current Part Time (Emergency Management Related)		17.5%	44
Previous Full Time (Emergency Management Related)		11.5%	29
Previous Part Time (Emergency Management Related)		10.3%	26
Have never been employed in Emergency Management or a Related Field		22.6%	57
<i>answered question</i>			252
<i>skipped question</i>			33

45. What is the total number of years you have worked in emergency management or a related field?				
			Response Percent	Response Count
less than 1		25.3%	62	
1-3		18.0%	44	
3-5		11.0%	27	
5-7		9.4%	23	
7-10		9.0%	22	
10+		27.3%	67	
			<i>answered question</i>	245
			<i>skipped question</i>	40




46. What sector are you currently working in?				
			Response Percent	Response Count
Private		21.5%	53	
Public		48.6%	120	
Non Profit		8.9%	22	
Tribal		0.8%	2	
Other (please specify)		20.2%	50	
			<i>answered question</i>	247
			<i>skipped question</i>	38

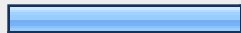

47. What area(s) of emergency management did your current and / or former jobs encompass (choose all that apply)?










		Response Percent	Response Count
Prevention		47.6%	111
Mitigation		45.1%	105
Preparedness		71.2%	166
Planning		58.4%	136
Response		78.5%	183
Recovery		43.8%	102
Exercise / Drills		66.1%	154
Training		70.0%	163
Operations		52.8%	123
Logistics		34.8%	81
Administration / Finance		22.3%	52
Communications / Public Relations		32.6%	76
Volunteer Management		34.3%	80
Management		40.3%	94
Other (please specify)		10.3%	24
		answered question	233
		skipped question	52

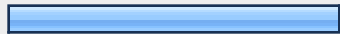

48. Please rate how you think your current degree pursuits in Emergency Management are helping you in your current job?						
	Poor	Fair	Good	Very Good	Excellent	Response Count
Please Choose One	5.0% (12)	11.7% (28)	30.8% (74)	32.9% (79)	19.6% (47)	240
	<i>answered question</i>					240
	<i>skipped question</i>					45



49. How does your current job rate for allowing networking or development with other agencies and organizations? (e.g. State/Tribal/Federal agencies, non-profits etc.)						
	Poor	Fair	Good	Very Good	Excellent	Response Count
Please choose one	13.0% (31)	17.2% (41)	23.9% (57)	27.7% (66)	18.1% (43)	238
	<i>answered question</i>					238
	<i>skipped question</i>					47



50. Outside of your current job do you do any private consulting or networking with other groups or agencies? (e.g. State/Local/Tribal/Federal, non-profits etc.) DO NOT COUNT VOLUNTEER WORK			
		Response Percent	Response Count
Yes		28.2%	70
No		57.7%	143
Not Applicable		14.1%	35
	<i>answered question</i>		248
	<i>skipped question</i>		37



51. Have you ever served in the Armed Forces?			
		Response Percent	Response Count
Yes		35.9%	70
No		64.1%	125
		<i>answered question</i>	195
		<i>skipped question</i>	90






52. Which branch(es) of the Armed Forces did you serve in? (Check all that apply)			
		Response Percent	Response Count
U.S. Army		29.4%	20
U.S. Army National Guard		14.7%	10
U.S. Air Force		29.4%	20
U.S. Air National Guard		5.9%	4
U.S. Marine Corps		7.4%	5
U.S. Navy		22.1%	15
U.S. Coast Guard		11.8%	8
Military of Foreign Nation other than U.S. (Please specify below)		1.5%	1
State Defense Force/State Guard (Please specify state below)		4.4%	3
Other (please specify Branch and/or Country)			9
		<i>answered question</i>	68
		<i>skipped question</i>	217







53. Did your Military Occupational Specialty (MOS) pertain to Emergency Management or a related field?			Response Percent	Response Count
Yes			51.2%	42
No			48.8%	40
Please state or describe your MOS				45
answered question				82
skipped question				203

54. Were you assigned or attached to a unit with a mission pertaining to Emergency Management or a related field?			Response Percent	Response Count
Yes			51.9%	42
No			48.1%	39
Please list the unit				30
answered question				81
skipped question				204

55. As a service member do you feel your training helped you prepare for a career in emergency management or an EM related field?			Response Percent	Response Count
Yes			71.6%	58
No			28.4%	23
Please add any comments (optional)				8
answered question				81
skipped question				204

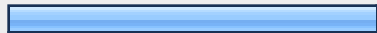

56. As a member of the armed forces were you ever deployed as part of an emergency relief operation or humanitarian effort? (Both in the U.S. and abroad)				
			Response Percent	Response Count
Yes			32.9%	27
No			67.1%	55
If YES, please specify where and when				25
<i>answered question</i>				82
<i>skipped question</i>				203



57. Are you a member of, or involved with any of the following professional emergency management organizations?				
			Response Percent	Response Count
International Association of Emergency Managers (IAEM)			98.4%	240
National Emergency Management Association (NEMA)			4.5%	11
ASIS International			2.9%	7
EMPOWER			2.5%	6
Other Emergency Management/Homeland Security Organization (please specify below)			20.5%	50
Other (please specify)				56
<i>answered question</i>				244
<i>skipped question</i>				41







58. What professional credentials do you hold?			Response Percent	Response Count
CEM			3.5%	8
AEM			2.2%	5
State Certification			18.0%	41
Department of Defense Certification			3.9%	9
None			59.6%	136
Other (please specify)			21.5%	49
			<i>answered question</i>	228
			<i>skipped question</i>	57





59. Have you completed or attended any of the following training courses or facilities?			
		Response Percent	Response Count
FEMA Professional Development Series		77.0%	137
FEMA Advanced Professional Development Series		12.4%	22
Center for Domestic Preparedness		23.6%	42
Dugway Proving Grounds		0.0%	0
Emergency Management Institute		66.9%	119
National Center for Biomedical Research and Training		4.5%	8
National Emergency Response and Rescue Training Center		7.9%	14
New Mexico Tech		9.6%	17
Nevada Test Site		3.9%	7
	answered question		178
	skipped question		107



60. Are you a member of the IAEM Student Council?			
		Response Percent	Response Count
Yes (IAEM-USA Student Region / USA Student)		43.9%	108
Yes (Other IAEM Student Region)		5.3%	13
No		50.8%	125
	answered question		246
	skipped question		39






61. Are you a member of a Student Chapter of the IAEM-USA Student Region?				
			Response Percent	Response Count
Yes		57.0%	139	
No		43.0%	105	
Which Student Chapter?			97	
			<i>answered question</i>	244
			<i>skipped question</i>	41




62. If your school does not have a student chapter, would you join if one existed?				
			Response Percent	Response Count
Yes		84.4%	130	
No		15.6%	24	
			<i>answered question</i>	154
			<i>skipped question</i>	131

63. Have you attended an emergency management-related professional conference?			
		Response Percent	Response Count
Yes, IAEM Annual Conference		16.3%	40
Yes, IAEM Other Conference (Regional, Midyear, etc.)		3.3%	8
Yes, State Sponsored Conference		27.3%	67
Yes, Locally Sponsored Conference (University, Local City or County etc.)		25.3%	62
No		44.5%	109
Yes, Other Conference Not Specified (please list below)		18.8%	46
		Other (please specify)	43
		answered question	245
		skipped question	40

64. Have you presented at an emergency management-related professional conference?			
		Response Percent	Response Count
Yes, IAEM Annual Conference		0.8%	2
Yes, IAEM Other Conference (Regional, Midyear, etc.)		1.3%	3
Yes, State Sponsored Conference		6.3%	15
Yes, Locally Sponsored Conference (University, Local City or County etc.)		9.2%	22
No		84.6%	203
Yes, Other Conference Not Specified (please list below)		4.2%	10
		Other (please specify)	12
		answered question	240
		skipped question	45

65. Have you ever participated / responded to a real-life emergency management incident (non-training exercise) such as Hazardous Materials Incident, Natural Disaster, Act of Terror, MCI etc.?			
		Response Percent	Response Count
Yes		75.9%	189
No		24.1%	60
		answered question	249
		skipped question	36

66. What types of drills / exercises have you participated in (check all that apply)?			
		Response Percent	Response Count
Tabletop Exercise		81.3%	200
Drill		67.1%	165
Functional Exercise		67.9%	167
Full Scale Exercise		63.4%	156
None		7.3%	18
Other (please specify)		4.1%	10
		<i>answered question</i>	246
		<i>skipped question</i>	39



67. While pursuing your degree have you worked as an intern?			
		Response Percent	Response Count
Yes (Emergency Management Related)		19.9%	50
Yes (Not Emergency Management Related)		4.8%	12
No		75.3%	189
		<i>answered question</i>	251
		<i>skipped question</i>	34



68. When was your internship (check all that apply)?			
		Response Percent	Response Count
Before starting my program		18.8%	13
During my program		71.0%	49
After my program		10.1%	7
		answered question	69
		skipped question	216



69. Do you feel as if your internship enhanced your experiences learning about Emergency Management?			
		Response Percent	Response Count
Yes		87.0%	60
No		13.0%	9
		Explain (optional)	16
		answered question	69
		skipped question	216

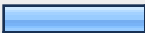

70. Do you feel you received adequate training during your internship?			
		Response Percent	Response Count
Yes		82.6%	57
No		17.4%	12
		Explain (optional)	9
		answered question	69
		skipped question	216

71. How would you rate your internship experience?						
	Excellent	Very Good	Good	Fair	Poor	Response Count
Please choose one	44.3% (31)	27.1% (19)	17.1% (12)	5.7% (4)	5.7% (4)	70
	<i>answered question</i>					70
	<i>skipped question</i>					215



72. Did your internship cause you to have a positive or negative outlook on a career in emergency management?			
		Response Percent	Response Count
Positive		66.7%	50
Negative		0.0%	0
Neither Positive or Negative		33.3%	25
	<i>answered question</i>		75
	<i>skipped question</i>		210

73. Does your current academic institution offer opportunities for EM networking and/or EM career counseling?			
		Response Percent	Response Count
Yes		64.7%	152
No		35.3%	83
	<i>answered question</i>		235
	<i>skipped question</i>		50

74. Have you met with a career counselor or faculty member from your institution to discuss emergency management/EM-related careers?			
		Response Percent	Response Count
Yes		27.7%	66
No		72.3%	172
<i>answered question</i>			238
<i>skipped question</i>			47



75. Have you received advice/counseling from a career counselor or EM faculty member on resume development, cover letter writing, and/or interviewing for a potential job in emergency management?			
		Response Percent	Response Count
Yes		21.8%	52
No		78.2%	187
<i>answered question</i>			239
<i>skipped question</i>			46



76. How would you rate the help you received in resume development, cover letter writing and/or interviewing for a potential EM job?						
	Very Helpful	Helpful	Somewhat Helpful	Not Helpful	N/A	Response Count
Please Choose One	11.3% (23)	10.3% (21)	10.3% (21)	4.4% (9)	63.5% (129)	203
<i>answered question</i>						203
<i>skipped question</i>						82





77. Have you received assistance in searching for a job in the field of emergency management or other related field?				
			Response Percent	Response Count
Yes			22.1%	51
No			77.9%	180
			<i>answered question</i>	231
			<i>skipped question</i>	54






78. How would you rate the help you received in searching for a job in emergency management or other related field?							
	Very Helpful	Helpful	Somewhat Helpful	Not Helpful	Not Applicable	Response Count	
Please Choose One	9.2% (19)	8.7% (18)	11.6% (24)	6.8% (14)	63.8% (132)	207	
						<i>answered question</i>	207
						<i>skipped question</i>	78






79. Taking into consideration the experiences you have had in career development and the previous questions asked, please rate the potential sources of assistance and information you have received.					
	None	A little	Some	A lot	Response Count
College - Emergency Management Program	31.3% (63)	20.9% (42)	26.9% (54)	20.9% (42)	201
College - Career Center	63.7% (123)	17.1% (33)	16.1% (31)	3.1% (6)	193
IAEM	23.2% (47)	23.6% (48)	30.5% (62)	22.7% (46)	203
Current or Former Employer	33.8% (67)	21.2% (42)	25.8% (51)	19.2% (38)	198
Websites (monster, career builder, etc.)	32.5% (64)	34.5% (68)	23.9% (47)	9.1% (18)	197
Career Fair	72.4% (131)	17.1% (31)	9.9% (18)	0.6% (1)	181
Other (please specify below)	79.5% (66)	4.8% (4)	3.6% (3)	12.0% (10)	83
				Other (please specify)	17
				answered question	211
				skipped question	74








80. Have you ever held a teaching assistant position while studying in your degree program?			
		Response Percent	Response Count
Yes		11.1%	26
No		88.9%	209
		answered question	235
		skipped question	50

81. Have you taught any courses that added to your personal development in the emergency management or other related field?			
		Response Percent	Response Count
Yes		42.1%	99
No		57.9%	136
		Explain (optional)	49
		answered question	235
		skipped question	50

82. Please describe your emergency management volunteer experience (check all that apply)			
		Response Percent	Response Count
I have volunteered in the past		45.8%	108
I currently volunteer		38.6%	91
I plan to or am considering volunteering		17.4%	41
I have never volunteered		22.5%	53
		answered question	236
		skipped question	49

83. Please indicate how many years you have volunteered for in the EM / EM related field			Response Percent	Response Count
0-5			70.3%	142
6-10			13.9%	28
11-15			8.4%	17
16-20			1.5%	3
20+			5.9%	12
			<i>answered question</i>	202
			<i>skipped question</i>	83

84. Please indicate how many hours a month, on average, you have volunteered for in the EM / EM related field			Response Percent	Response Count
0-5			47.5%	96
6-10			22.3%	45
11-15			9.9%	20
16-20			5.9%	12
20+			14.4%	29
			<i>answered question</i>	202
			<i>skipped question</i>	83

85. Please indicate what organizations you have volunteered for (check all that apply)			
		Response Percent	Response Count
American Red Cross		34.5%	58
Community Emergency Response Team (CERT)		34.5%	58
Volunteers in Police Service (VIPS)		6.0%	10
Medical Reserve Corps		8.3%	14
Salvation Army		3.6%	6
IAEM		12.5%	21
Other (please specify)		57.1%	96
	<i>answered question</i>		168
	<i>skipped question</i>		117

86. How familiar are you with the 8 Principles of Emergency Management?						
	Poor	Fair	Good	Very Good	Excellent	Response Count
Please choose one	9.7% (23)	12.2% (29)	23.2% (55)	31.2% (74)	23.6% (56)	237
	<i>answered question</i>					237
	<i>skipped question</i>					48

87. How familiar do you believe your University is with the 8 Principles of Emergency Management?						
	Poor	Fair	Good	Very Good	Excellent	Response Count
Please choose one	10.1% (23)	12.7% (29)	25.9% (59)	24.6% (56)	26.8% (61)	228
	<i>answered question</i>					228
	<i>skipped question</i>					57

88. Please rate how well your University addresses and incorporates each of the Principles of Emergency Management into your program:						
	Poor	Fair	Good	Very Good	Excellent	Response Count
COMPREHENSIVE - emergency managers consider and take into account all hazards, all phases, all stakeholders and all impacts relevant to disasters.	7.1% (16)	10.6% (24)	22.6% (51)	31.0% (70)	28.8% (65)	226
Please give any examples from your program						23
<i>answered question</i>						226
<i>skipped question</i>						59

89. Please rate how well your University addresses and incorporates each of the Principles of Emergency Management into your program:						
	Poor	Fair	Good	Very Good	Excellent	Response Count
PROGRESSIVE - emergency managers anticipate future disasters and take preventive and preparatory measures to build disaster-resistant and disaster-resilient communities.	6.7% (15)	10.8% (24)	24.2% (54)	33.6% (75)	24.7% (55)	223
Please give any examples from your program						14
<i>answered question</i>						223
<i>skipped question</i>						62

90. Please rate how well your University addresses and incorporates each of the Principles of Emergency Management into your program:						
	Poor	Fair	Good	Very Good	Excellent	Response Count
RISK-DRIVEN - emergency managers use sound risk management principles (hazard identification, risk analysis, and impact analysis) in assigning priorities and resources.	6.3% (14)	12.1% (27)	24.1% (54)	31.7% (71)	25.9% (58)	224
Please give any examples from your program						14
<i>answered question</i>						224
<i>skipped question</i>						61



91. Please rate how well your University addresses and incorporates each of the Principles of Emergency Management into your program:						
	Poor	Fair	Good	Very Good	Excellent	Response Count
INTEGRATED - emergency managers ensure unity of effort among all levels of government and all elements of a community.	6.3% (14)	13.1% (29)	23.9% (53)	32.4% (72)	24.3% (54)	222
Please give any examples from your program						14
<i>answered question</i>						222
<i>skipped question</i>						63



92. Please rate how well your University addresses and incorporates each of the Principles of Emergency Management into your program:						
	Poor	Fair	Good	Very Good	Excellent	Response Count
COLLABORATIVE - emergency managers create and sustain broad and sincere relationships among individuals and organizations to encourage trust, advocate a team atmosphere, build consensus, and facilitate communication.	6.3% (14)	11.6% (26)	24.1% (54)	30.4% (68)	27.7% (62)	224
Please give any examples from your program						14
<i>answered question</i>						224
<i>skipped question</i>						61





93. Please rate how well your University addresses and incorporates each of the Principles of Emergency Management into your program:						
	Poor	Fair	Good	Very Good	Excellent	Response Count
COORDINATED - emergency managers synchronize the activities of all relevant stakeholders to achieve a common purpose.	6.9% (15)	11.1% (24)	25.3% (55)	32.3% (70)	24.4% (53)	217
Please give any examples from your program						11
<i>answered question</i>						217
<i>skipped question</i>						68








94. Please rate how well your University addresses and incorporates each of the Principles of Emergency Management into your program:						
	Poor	Fair	Good	Very Good	Excellent	Response Count
FLEXIBLE - emergency managers use creative and innovative approaches in solving disaster challenges.	7.8% (17)	11.9% (26)	24.2% (53)	28.8% (63)	27.4% (60)	219
Please give any examples from your program						12
<i>answered question</i>						219
<i>skipped question</i>						66



95. Please rate how well your University addresses and incorporates each of the Principles of Emergency Management into your program:						
	Poor	Fair	Good	Very Good	Excellent	Response Count
PROFESSIONAL - emergency managers value a science and knowledge-based approach based on education, training, experience, ethical practice, public stewardship and continuous improvement.	6.3% (14)	9.0% (20)	22.9% (51)	33.2% (74)	28.7% (64)	223
Please give any examples from your program						15
<i>answered question</i>						223
<i>skipped question</i>						62



96. As a professional student have you assisted in the development of grant proposals?			
		Response Percent	Response Count
Yes		24.5%	57
No		75.5%	176
<i>answered question</i>			233
<i>skipped question</i>			52



97. Have you conducted research as part of your degree program (whether on your own or as part of / assisting another project)?			
		Response Percent	Response Count
Yes		69.7%	163
No		30.3%	71
		<i>answered question</i>	234
		<i>skipped question</i>	51



98. Please describe the research you have completed (choose all that apply):			
		Response Percent	Response Count
Conducted independent for my own project		86.8%	151
Assisted a fellow student / colleague		23.6%	41
Assisted a faculty member		15.5%	27
Other (please specify)		9.2%	16
		<i>answered question</i>	174
		<i>skipped question</i>	111




99. Please describe your research topic(s)?			
		Response Percent	Response Count
Prevention		35.3%	61
Mitigation		44.5%	77
Preparedness		69.9%	121
Planning		53.2%	92
Response		57.2%	99
Recovery		28.3%	49
Other (please specify)		9.8%	17
		<i>answered question</i>	173
		<i>skipped question</i>	112

100. Was your research required by your EM course curriculum?			
		Response Percent	Response Count
Yes		71.8%	130
No		28.2%	51
		<i>answered question</i>	181
		<i>skipped question</i>	104

101. As a professional student do you feel you had adequate preparation before beginning your own research?			
		Response Percent	Response Count
Yes		81.7%	152
No		18.3%	34
		<i>answered question</i>	186
		<i>skipped question</i>	99

102. As a professional student do you feel you received adequate assistance from faculty in developing your research?			
		Response Percent	Response Count
Yes		72.6%	135
No		27.4%	51
<i>answered question</i>			186
<i>skipped question</i>			99

103. Did you receive any research funding?			
		Response Percent	Response Count
Yes		7.5%	14
No		92.5%	173
If YES, please identify the source(s).			10
<i>answered question</i>			187
<i>skipped question</i>			98

104. As a professional student have you ever published one or more research papers as the sole author? (choose all that apply)			
		Response Percent	Response Count
Yes - Peer Review Journal		6.5%	14
Yes - Other Publication (e.g. IAEM Responder, IAEM Bulletin, School Publication, etc.)		9.2%	20
No		85.7%	186
Please Identify where you published.			21
<i>answered question</i>			217
<i>skipped question</i>			68

105. As a professional student have you ever published one or more research papers as the co-author? (choose all that apply)			
		Response Percent	Response Count
Yes - Peer Reviewed Journal	<input type="checkbox"/>	3.2%	7
Yes - Other Publication (e.g. IAEM Responder, IAEM Bulletin, School Publication, etc)	<input type="checkbox"/>	3.7%	8
No	<input checked="" type="checkbox"/>	93.5%	202
Please identify where you published.			7
<i>answered question</i>			216
<i>skipped question</i>			69

106. Please feel free to add additional comments or suggestions that may assist us in understanding your thoughts concerns and experiences in the field of Emergency Management.		
		Response Count
		27
<i>answered question</i>		27
<i>skipped question</i>		258

107. Please feel free to add additional comments or suggestions that may assist us in conducting this survey again in the future.		
		Response Count
		27
<i>answered question</i>		27
<i>skipped question</i>		258